

Day at the Beach Towel

40" x 64"

You will need:

14587 Swimsuits-Turquoise	1/2 yard
14592 Seashell Paradise-White	1 1/3 yard
14594 Seaside Tonal-Coral.....	7/8 yard
14594 Seaside Tonal-Turquoise	3/4 yard
14594 Seaside Tonal-White Sand	2/3 yard
To make a towel Terry Cloth 45"	2 yards



Block 1





Make
7
at
12 1/2"

Block 2



Make
8
at
12 1/2"

Key:

Use a 1/4" Seam allowance, unless otherwise noted.
 RST-Right sides together; when strip sewing you always start with RST
 Right side of fabric  Wrong side of fabric
 It's always best to press your seams

Cutting Instructions:

	Block 1	Block 2
A 14587 Swimsuits-Turquoise	(2) 2.5" strips	(2) 2.5" strips
K 14587 Swimsuits-Turquoise		(1) 4.5" strip
M 14587 Swimsuits-Turquoise	(1) 2.5" strips	
B 14592 Seashell Paradise-White	(4) 2" strips	
C 14592 Seashell Paradise-White	(2) 6.5" strips	(2) 2.5" strips
G 14592 Seashell Paradise-White	(3) 3.5 strips	(2) 4.5" strips
D 14594 Seaside Tonal-Coral	(2) 2" strip	(1) 4.5" strip
E 14594 Seaside Tonal-Turquoise	(2) 2" strips	(2) 2.5" strips
P 14594 Seaside Tonal-Turquoise	(2) 2.5" strips	
H 14594 Seaside Tonal-Turquoise		(2) 2.5" strips
L 14594 Seaside Tonal-Turquoise		(1) 4.5" strip
F 4594 Seaside Tonal-White Sand	(1) 2.5" strip	
J 14594 Seaside Tonal-White Sand BORDER		(6) 2.5" strips
N 14594 Seaside Tonal-Coral BINDING		(6) 2.5" strips


Sewing Instructions:

Block 1 - Make 7

- Strip sew D to B and strip sew E to B. Press seams towards B. Cut each into (7) 2" pieces of each. Sew the pieces into (28) four-patches. Press.



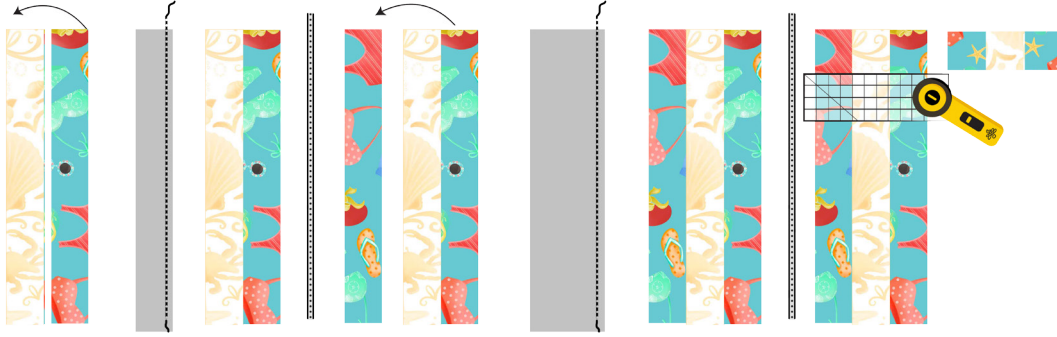
- Strip sew (14) four-patches to C as shown. Cut apart and press.



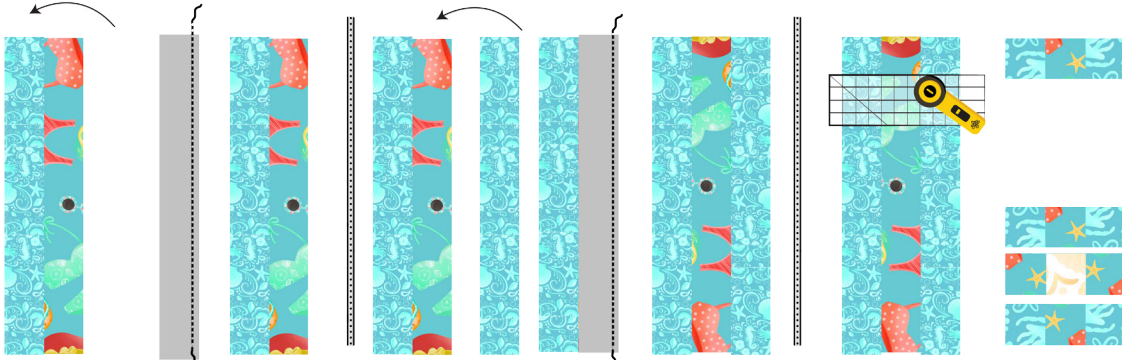
- Strip sew the remaining (14) four-patches onto (1) pile. Press, cut and divide into (2) piles.




4. Cut M and F in half so you have (2) strips. Strip sew (1) M to (1) F. Press. Sew the other strip of M to M/F. Press. Cut into (7) 2.5" pieces. You will have a leftover F.



5. Strip sew A to P. Press. Sew another P to the other side of A/P. Press. Cut into (14) 2.5" pieces. Sew together with your strip from step 4 to make your 9 patch block.



6. Strip sew (7) pieces from step 5 to G. Press and cut into 6.5" pieces. Rotate and strip sew G to the other side of block. Use excess of strip G for the other side if necessary. Press and cut the 6.5" pieces.




7. Place your strip blocks together to create Block 1 as shown. * You will rotate one pile from step 3. Press.




Block 2-Make 8

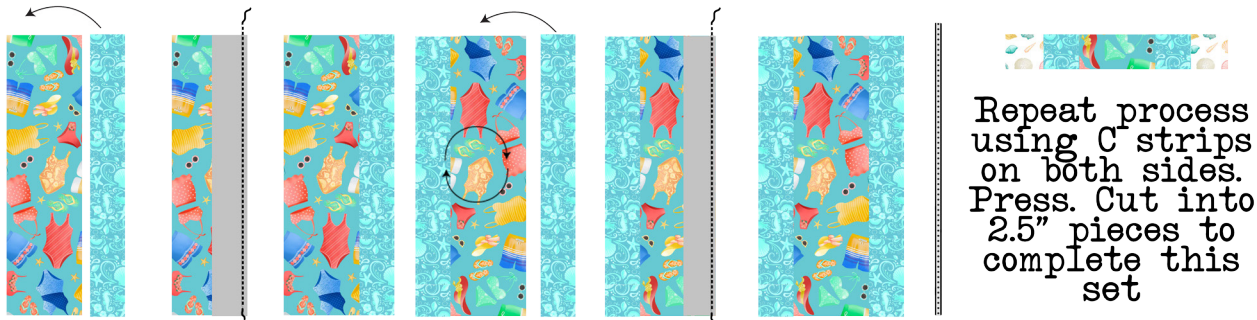
1. Strip Sew D to A. Press. Strip sew another D to the other side of A. Press toward center. Cut into (8) 4.5" pieces.




2. Strip Sew E to both sides of A/D from step 1. Press. Cut into 4.5" pieces.




3. Strip sew H to K. Press. Rotate HK and strip sew another H to the K. Press away from center. Repeat this process again by strip sewing C to BOTH ends of H/K/H. Press and Cut into (16) 2.5" pieces.



4. Strip sew L to G. Press. Strip sew G to the other side of L. Press toward center. Cut into (16) 2.5" pieces.



5. Sew all three sections together as shown.



6. Arrange your blocks and sew together to make quilt top.
7. Sew your border strips on top and bottom of quilt. Trim. Sew (2) border strips together on the short end. Press. Repeat for the remaining border strips. Center and sew border strips on each side of quilt. Back as desired.
8. To make a beach towel** Stitch your border with a zig zag to help prevent fraying. Wash in cool water and dry quilt. This will help if there is any shrinkage. Cut terry cloth to the size of quilt. Pin together. Prepare binding and pin to quilt front. Sew all layers together. Turn binding and sew closed. Quilt or tie the newly sewn beach towel and enjoy the day at the shore.