




Stars and Stripes Free Quilt - 70" x 70"

Featuring the All American Gnome Collection

by Andi Metz



These are other color combinations
for this quilt

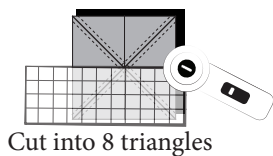
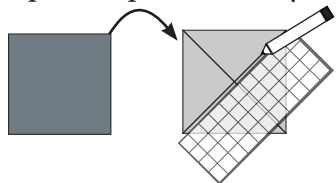
- 3/8yd - Americana Butterflies-12720_red..Cut (4) 3" strips (stripe block)
- 1 1/8yd - Patriotic Gnomes-12723_white**Cut (7) 13" squares (for half-square triangle for liberty block)
- 1yd - Fireworks Celebration-12724_blue...**Cut (12) 8" squares (for half-square triangle in star block)
-Cut (48) 3" squares (star block)
- 2/3yd - Tossed Liberty Gnomes-12725_navy.....Cut (25) 5.5" x 5.5" squares (liberty block)
- 1yd - Tossed Liberty Gnomes-12725_white**Cut (12) 8" squares (for half-square triangle in Star Block)
-Cut (12) 5.5" squares (star block)
- 3/8yd - Picnic Check-12726_red.....Cut (4) 3" strips (stripe block)
- 3/8yd - Americana Trellis-12727_med. blueCut (4) 3" strips (stripe block)
- 3/8yd - Star Spangled-12728_navy.....Cut (4) 3" strips (stripe block)
- 2/3yd - Star Spangled-12728_whiteCut (25) 5.5 x 5.5" squares (liberty block)
- 1 1/8yd - Liberty Hearts-12729_navy.....**Cut (7) 13" squares (for half-square triangle for Liberty Block)

**The method used here makes (8) half square triangles at one time. They will be larger than needed but after trimming they result in nicely squared blocks.


Draw 2 diagonal lines on the wrong side of lighter fabric square. Right sides together pin dark fabric square and light fabric square.

Using the diagonal lines as guides, sew 1/4" seam on **BOTH SIDES of diagonal lines (DON'T SEW ON THE LINE)**. Make (4) squares by cutting in half and in half again. Cut the diagonal lines of those pieces to make 8 triangles.

Gently press towards half toward the darker color, the other half toward the light color; do not stretch your square. Square carefully to size required.



Cut into 8 triangles






Liberty Block - 10.5"

1a. Make (50) half square triangles using *Liberty Hearts navy* and *Patriotic Gnomes white*. Square to 5.5" squares.

1b. Sew *Star Spangled white* to 1a - *Patriotic gnome* as shown. You need (25) of each.
Sew Tossed *Liberty Gnomes navy* to 1a - *Liberty Hearts navy* as shown. You need (25) of each.



1c. Sew the blocks together as shown to complete Liberty Block. Make 25 blocks.



Star Block - 10.5"

2a. Make 96 half square triangles using Tossed Liberty Gnomes white and Star Spangled navy. Square to 3" squares.

2b. Sew 2 half square triangles as shown. Make (48).



2c. Make a strip by sewing Star Spangled navy squares to both sides of 2b as shown. Make 24 strips.



Press toward blue square

2d. Make a strip using Tossed Liberty Gnomes square and remaining 2b as shown. Make 12 strips.



Press toward center square

2e. Sew (2) strips from 2c on either side of 2d to form Star Block. Make 12 Blocks.



Stripe Block - 10.5"

3a. Make sure you have an accurate .25" seam so you Strip sew Americana Butterflies red, Star Spangled navy, Picnic Check red, and Americana Trellis med. blue. Press toward Red Americana Butterflies. Cut into 10.5" squares. Make 12 blocks.

*When arranging this block make sure the American Trellis is next to quilt center.

Arrange and sew quilt as shown on page 1. Finish as desired.